



The Image

THE NEWSLETTER OF THE COASTAL CAMERA CLUB

November 2010

INSIDE THIS ISSUE:

Happenings.....	2
November Meetings.....	2
Flickr Update	2
Where to find more	2
Stieglitz Exhibit	3
Tops in CT	3
In Memory of.....	3
Digital File Naming.....	4
Scranton Library Exhibit.....	4
November Refreshments	4
Gear Review.....	5
Directions to Meeting Location	5
Dues Reminder	5
Audubon Contest.....	6
Cap Field Trip	6
2010-11 Schedule	8



Coastal
Camera
Club



VIEW FROM THE BOARDROOM

By Rob Nardino

So, I have been giving some consideration to embarking on one of those Photo 365 projects – you know, take a picture every day for a year. I'm torn about the idea. On the one hand, it seems to have the potential to yield some positive things: to put photography in a more prominent place in my daily life; to ensure I won't miss out on those inevitable "why don't I have my camera with me?" moments; to perhaps give me a unique perspective on "a day in the life of Rob". On the other hand, I don't want photography to become a chore, and I wonder to myself as I scan the web and blogosphere, who really cares about what any of us have to say about the mundanity of our lives. However, after reading about others' experiences and viewing some of the attempts, I think it is worth a try. Whether I will post the results or just view for myself, I haven't quite decided. I'll share some of what I have learned, in case anyone else has toyed with the idea. In fact, maybe there are more club members who are thinking about it or have already given it a shot.

First, the obvious – have camera at the ready! Intriguing to me, though, is that there will be days that just won't be practical to have by digital SLR along, and I wonder how the camera on my phone will perform. A few experiments suggest I can get interesting, albeit not show-worthy, photos. Which leads to the second point, which is that it also seems to be important not to be too critical about what you are doing – there will be plenty of days with suboptimal shots, but the exercise of looking for a shot where you otherwise might not will probably outweigh this, not to mention the satisfaction of success. Speaking of which, looking for small victories or milestones seems to help people get through the project. The project could offer the chance to really branch out – there don't have to be any additional rules beyond the photo-a-day. Some people do use a theme, but I'm more intrigued by the randomness of life.

If you want to go the public route, there are a lot of ways to get your project out there. You can post on Flickr, in a group or on your own, or upload to Picasa's web album. You can create a blog (Wordpress or Google's Blogger, for example), especially if you want to record comments about your photos. You can use other photo storage resources like Shutterfly, where you can create a custom share site. Or there are sites that are designed expressly for this purpose, such as 365Project.org, Photoblog or Fotolog. Look at what others have done to get inspired.

Well, I think I'm convinced now to give it a try. If it is too much, even a 52Project (a-photo-a-week) would be an accomplishment. The most common start date is January 1, but one can be unconventional and start on a birthday or other special day. Maybe I'll go with 11/11, because there's some neat symmetry (finish on 11/11/11!), it's Veterans' Day, and I might as well start now while I'm motivated. Who's with me?

OFFICERS

President

Maryann Flick.....860-395-0723

Vice President

Louis Secki.....203-533-9568

Secretary

Treasurer

Bill Boeckeler.....203-421-3446

COMMITTEES

Activities

Exhibits

Mark Janke.....203-457-1890

Historian

Joanne Volage.....203-245-8600

Hospitality

Carla Hooper.....203-458-0552

Membership

Paula Chabot.....860-399-5414

Newsletter

Louis Secki.....203-533-9568

Program

Archie Stone.....203-245-2381

Publicity

Maura Kelly.....

Representative

Nick Carlino.....203-484-4603

Webmaster

Rob Nardino.....203-318-0831

The Image is published monthly by the Coastal Camera Club. We welcome all members to contribute to the newsletter. The deadline for submissions is the third Friday of the month. Please e-mail all submissions to Louis Secki at lou.secki@gmail.com.

Membership dues for the Coastal Camera Club are:

\$35.00 Individual
\$60.00 Family
\$5.00 Student

Happenings

November 27

Scranton Library Exhibit Image Receiving and Hanging, 12:00pm—2:00pm

December 1

Scranton Library Exhibit Opening, 7:00pm—9:00pm.

January 1

Scranton Library Exhibit Take-Down, normal library hours.

Remember

Check www.coastalcameraclub.org for more updated information on all activities.

November Meetings

November 4th (Thursday)

First of two critique meetings. Members work will be reviewed and critiqued before the meeting and a presentation will be given at the meeting.

November 17th (Wednesday)

Fred Rosenthal will be presenting his program "Portraiture with Minimal Equipment"

Make sure you bring your camera, tripod and external flash if you have them, as this will be a hand on workshop.

Places to find out more.

There are a few places to find out more information about the club, rules, activities and anything else you were afraid to ask.

www.coastalcameraclub.org—the official club website

www.coastalcameraclub.wordpress.com—Club Blog

Public.me.com/lou.secki—site to download files relating to the club.

Flickr Group Update—November 2010

The assignment for November is "Bunch." What does bunch mean to you? One definition I found is: "a group of things close together. Take what ever you think fits this topic. All I ask is that you add the best three images to the Coastal Camera Club group pool on flickr.com.

Don't forget about the critique thread on the Coastal Camera Club group.

The Coastal Camera Club meets at 7:00pm on the first Thursday and third Wednesdays of the month at The Meeting Room in the Madison Police Station located at 9 Campus Drive in Madison, Connecticut.

Stieglitz Exhibit

"Alfred Stieglitz New York" September 14, 2010 thru January 10, 2011 at the Seaport Museum, 12 Fulton St. NY

Synopsis of the press release: Forty original prints borrowed from major art museums and private collections throughout the United States illustrate the two major periods during which the famed photographer created his scenes of New York City. Beginning in the 1890's as young man, he produced a series of images--among them The Terminal, Winter-Fifth Avenue, The Flatiron, 1903; and The Steerage--that today remain among the world's most iconic photographs of the city. After a break from photographing NY, he returned to the topic in 1930. Over the next eight years, he produced a series of images that captured the city's remarkable transformation, creating an enduring portrait of the emerging Manhattan skyline.

What I saw: Stieglitz had a great eye for capturing everyday scenes in his early days as a photographer. It was interesting to note that he did much of his street photography with a Graflex camera that used small glass plates. One is on exhibit--a bulky, boxy thing to be sure. It was not considered a serious camera at the time. He would go out on snowy, winter days to capture what he wanted, often waiting hours for his desired shot with just the right passerby to include. He once sneaked out of his sick bed to go photographing in the dead of winter. Quite the entrepreneur, he started a magazine "Camera Work", a gallery, and participated in the NY Camera Club. One of his most successful and often exhibited image, Winter-Fifth Avenue, was panned by the club. Three versions are shown, one original size about 3 x 4 inches and two cropped enlargements, one of which shows the original image, while in the others he edited out a pile of railroad ties by the side of the street using darkroom tricks. The second period covered in the exhibit shows his interest in NY as an emerging 'modern' city with concentration on the new architecture going up. He also has become more interested in photography as a fine art, using unique perspectives, play of light and shadow, and a touch of cubism in some of the images rather than straight documentaries. Most of these images were made out of his apartment window or his gallery window. He was married to the painter Georgia O'Keefe at this time which may have influenced his work. Considering the view changed very little, the several images are varied due to being taken at different times of day and night and use of different lenses to change perspective. All in all an interesting exhibit. Looking at these old photographs makes one realize how far photography as advanced yet how much has stayed the same.

Web site: <http://seany.org/stieglitz/>

Entrance fee is \$15 and includes access to the historic vessels on Pier 16 and the galleries at 209-213 Water St. nearby. In the adjacent gallery at 12 Fulton was an exhibit on the French luxury oceanliner, "Normandie". Fascinating collection of memorabilia from the most opulent cruise ship of the art deco period.

Maryann Flick

Tops In CT

Just a reminder, the 2010 edition of the Tops in Connecticut competition for individuals will close in a couple of weeks, on November 8, 2010. Tops in Connecticut is a competition held every two years that is open to all Connecticut photographers and members of Connecticut camera clubs including CAP. Each person may submit up to four photographs in prints and/or four electronic (digital) photographs. The ribbon and award winning images will be organized into a program and shown at the annual CAP dinner in April 2011.

The attached flier has all the details and entry forms for entry. Submit your images soon so that we can make this the best Tops ever.

William B. Barnett, AFIAP, MNEC, EPSA
66 Jasmine Circle
Milford, CT 06461-1788
USA

In Memory of...

It is with both sadness and relief that I send this e-mail. Ken Kells, a Great Person, Friend, Husband, Father and Grandfather passed away Saturday after a short stay at Connecticut Hopice. Sadness as the world has lost another good person and relief as Ken is no longer suffering

I have spoken with Judy and as you can imagine her world is spinning with all of the emotions of the arrangements, family and the loss of Ken

Visiting hours are 5-7pm, Thursday, October, 28th at the Robinson-Wright Funeral Home, 35 Main Street, Chester, CT
The service is 11:00 am Friday the 29th at the Essex Congregational Church, Methodist Hill, Essex, Ct.

Donations in lieu of flowers may be made to the Essex Land Trust P.O. Box 373, Essex, Ct 06426, and or the Essex Fire Department, P.O. Box 786, Essex, Ct, 06426.

2010 Coastal Camera Club Digital File Naming

2010 will be our third year with digitally projected files being used in club competitions and critiques. As we get more and more digital files submitted it becomes more and more important that files are named and sized correctly.

Below you will find the Naming structure we need to use so that we can standardize how we handle files. Because many of the tools we use expect a certain structure in the name of the files received if you image is not named properly it might get lost in the shuffle. If you have any questions please let me know.

2010 Coastal Camera Club Naming Convention:

X#\$ClubName\$LastName\$FirstName\$Title\$YYYY-MM.jpg

- The "X" will be one of four things; "O" for Open, "B" for Black & White, "C" for Creative or "X" for Critique.
- The "#" will be the priority of the images you send in.
This lets us know how many images we have from you in a category. In the case of a critique if we have too many images we will be sure to get the images you wanted us to review the most.
- Club Name will be replaced with the word "Coastal"
- Last name and first name are self explanatory
- Title will be the title of your image
- YYYY-MM will be the 4 digit year and 2 digit month of the competition or critique.
For example if the competition was in January of 2011 you would enter "2011-01"

If you have any questions please let one of the board members know and we will get you an answer.

Scranton Library Exhibit

Receiving Photos: Saturday, November 27, 2010 12:00 to 2:00 pm.
Reception: Wednesday, December 1, 2010 7:00-9:00 pm (come early for setup)
Pickup Photos: Saturday January 1, 2011— during hours of library operation.

- Five (5) photos allowed per entrant, with only two (2) in the general category.
- CCC exhibit rules and entry tags are on the website for downloading.
- Pictures must be ready to hang, in frames with glass – Wires only (no loops or hooks) Without wires, they cannot be hung!!
- Please, no damaged glass or frames.
- No photos accepted after 2:00pm, without prior arrangement with Mark Janke.
- **Entry tags must be taped to front and back of photos.**

Please do not pick up photos prior to January 1, 2011. (If you're not going to be available on that date, make arrangements with Mark Janke to have your images picked up)

Scranton Library
801 Boston Post Road
Madison CT 06443

203-245-7365

Please Note: Neither the Scranton Library, Mark Janke, the Coastal Camera Club, nor its agents assume responsibility for loss or damage to any image during the handling, judging or duration of this exhibit.

November Meeting—Refreshments

Each meeting, one club member is responsible for bringing a snack and a cold beverage. Cups and paper goods are supplied by the club and brought each week by the hospitality chair.

November 4th Jayne Miller & Maura Kelly

November 17th Steve Smith & Lou Secki



Gear Review—Black Rapid Strap

I have never been one use a camera strap. In fact I have always loathed them. I'm not sure if it's the fact that I always associate cameras hanging around someone's neck with obnoxious tourists or the fact that they always seem to hang awkwardly in front of me and pull on my neck in a most uncomfortable way, but I have never liked using them. Until now that is. For several months now I have been using a camera strap from *BlackRapid*, RS-7.

Most camera straps attach to your camera at two points on the top and the strap simply goes over your head and hangs from your neck with all of it's weight pulling down. I you stop and think about it, that's really a silly way to suspend your camera. What else do we hang around our necks in the fashion? A name tag? That's about all I can come up with. Most items with a strap have a shoulder strap that either goes over your shoulder or goes over your head and shoulder and you wear it bandolier style across your body.

Wearing a strap bandolier style across your body does a couple of things: number 1, it supports the weight across your body instead of on one shoulder, number 2, it makes it harder for the item to slip off your shoulder and number 3, it stabilizes the weight so it's not swinging wildly out in front of you when you move. What sets the BlackRapid straps apart from typical camera straps is the way they hang in this bandolier style. Now, before you try one of these straps you definitely need to have an open mind. Some people get a little freaked-out by the fact that your camera will hang up-side-down at your side or even a little bit behind you. These straps attached to your camera with a little d-ring which gets threaded into the tripod mount on the bottom of your camera or lens tripod collar. After you come to grips with this style of mounting everything works very easy. The attaching point on the strap actually slides along to strap so you can quickly raise your camera shooting without worrying about the strap getting in your way. The best way to see this in action is to go to the black rapid website at www.blackrapid.com.

As a disclaimer I would I like to say I am no way affiliated with this product or this company, I purchased one myself and thought it was so unique I would share it with all of you.

Directions To New Meeting Location

Well, its official we have a new meeting place for the 2010-11 club calendar. After years of holding our meetings at the Depot in Madison we have to relocate in advance of the town tearing that building down and building the new senior center. We will now be holding our meetings on the first Thursday and the third Wednesday of the month at the Meeting Room inside the Madison Police Department located at 9 Campus Drive off of Duck Hole Road in Madison.

If you have an automotive GPS you can very easily enter "9 Campus Drive, Madison CT. 06443" and have it bring you right there or you can use something like Google Maps (maps.google.com) and get direction from wherever you might be traveling from. In addition I have also listed some directions below. See you there.

From the East:

Take I-95 to exit 62 (Hammonasset Connector). Turn right at the end of the exit and head north. This will become Duck Hole Road. Drive about a half mile and turn right onto Campus Drive and drive to the police station.

From the West

Take I-95 to exit 62 (Hammonasset Connector). Turn left at the end of the exit and head north. This will become Duck Hole Road. Drive about a half mile and turn right onto Campus Drive and drive to the police station.

From the North

Follow Route 79 south. Turn left onto Horse Pond Road. After about 2 miles Horse Pond Road becomes Duck Hole Road. Turn left onto Campus Drive and drive to the police station.

Coastal Camera Club Reminder

Just as a reminder to everyone, Dues for the 2009-10 Club are as follows:

\$35.00	Individual
\$60.00	Family
\$5.00	Student

Audubon Society Photo Contest

Greetings from the Glastonbury Audubon Society,

We are sponsoring a Photo Contest - OUR NATURAL WORLD. This is the 15th annual contest. Please distribute this information to your club members. Attached you will find the brochure (pdf format) with the rules and other information your club members will need to submit entries. BE SURE TO REVIEW THE NEW MAXIMUM FRAME SIZES FOR THE 2011 CONTEST! (20" x 24")

The first class "SEE NATURE WITH A PHOTOGRAPHER'S EYE" will be held on Saturday, November 6th. Chris Rakocz, one of last year's judges, and teachers is coming back, this time to teach a hands-on basic workshop. He'll inspire and help you create good photographs.

The second class "FRAMED!" may help you present your photograph to its best advantage. Professional picture framer Gina Barry of U-Frame-It in Rocky Hill, will demonstrate mat-cutting and framing in a way that will enhance the work.

Entries for the 2011 contest will be accepted beginning Tuesday, January 11, 2011. Entry forms and other details are available online. The link is attached, and is also available from a link on our Glastonbury Audubon website.

http://www.ctaudubon.org/documents_user/2011PhotoContestEntryFormandSchedule.pdf

We're looking forward to seeing entries from your club members in the 2011 contest! All ages are welcome. Contest is for amateur photographers only.

2011 Photo Contest Committee,

Duffy Schade,

Ginny Smith, Co-Chairs

CAP Field Trip

Dear CAP Members,

I am sending this message a second time because I received back an error message that for some recipients the total size exceeded the size limits of their mail service. I apologize to those of you who receive the message twice.

CAP is planning a double feature field trip to Magic Wings and Wingmasters for Nov. 20, 2010, with a rain date of Nov. 21, 2010. This is a great opportunity to photograph both butterflies and birds of prey in one day. See the attached flier for all the details and, if you are interested, sign up promptly as the trip is sure to sell out quickly.

This is also a reminder that it is less than two weeks until the due date for receiving entries for the 2010 edition of Tops in Connecticut which is Monday, Nov. 8, 2010. This individual competition is held every two years and is open to all Connecticut photographers and members of Connecticut camera clubs including CAP. Each person may submit up to four photographs in prints and/or four electronic (digital) photographs. The ribbon and award winning images will be organized into a program and shown at the annual CAP dinner in April 2011. If you have lost your flier with all the details, go to www.CAPinCT.org and click on Upcoming Events to download another copy.

Best regards,

William B. Barnett, AFIAP, MNEC, EPSA

66 Jasmine Circle

Milford, CT 06461-1788

USA

CT Association of Photographers Web Master



Phone: (203) 877-1639

E-mail: CAPinCT@optonline.net



The Coastal Camera Club would like to welcome the following new members:

Harald Foellmer
Shawn O'Sullivan
Peter Wolf
Christine Costantino
Steven Smith


What The Duck



What The Duck



What The Duck



2010-11 Club Schedule

August

Board Meeting Monday, 8/23/10
Regularly Scheduled Board Meeting

September

Regular Meeting Wednesday, 9/15/10
Louis Secki will be presenting his program "I've taken the picture, now what?" This is a program designed to provide information on the types of things you can do with your photography, Print, On-Line, and Multimedia.

October

Regular Meeting Thursday, 10/7/10
Mark Janke will present his program "Lenses: Types and Their Uses" about what lenses are good what types of photography and the ability to get the most out of your lenses.

Regular Meeting Wednesday, 10/20/10
Archie Stone & Mark Janke will talk about "Working the Subject". We sometimes find a special subject to photograph. Mark & Archie will talk about getting the most out of that subject by taking multiple photos using different perspectives, times of day seasons of the year, etc.
Informal one on one critique at 6:30 pm.

November

Critique Meeting Thursday, 11/4/10
First of two critique sessions of members work. This is done digitally. All images must be sent to ccc.images@gmail.com subject line "critique" prior to **October 22, 2010**. Naming criteria will follow NECCC rules. Those shooting slide or negative film should notify a board member to arrange for scanning.
Members are asked not to submit images they will use in club competitions

Board Meeting Monday, 11/8/10
Regularly Scheduled Board Meeting

Regular Meetings Wednesday, 11/17/10
Fred Rosenthal will present a seminar on "Portraiture with Minimal Equipment". He will explore the basics of good portraiture photography and how we can all improve our techniques without a vast array of lighting equipment.
Informal one on one critique at 6:30 pm.

December

Exhibit Opening Wednesday, 12/1/10
Scranton Library Opening. Meeting will be held at the Scranton library, Madison, CT. In this reception, open to the public, the club will share some of its latest images and be able to discuss why the art of photography excites us so.

Regular Meeting Wednesday, 12/15/10
Potluck Christmas Party. Come and enjoy good food and conversation. Also, the club's photo project, "Deanna's Dog" will be reviewed.
Informal one on one critique at 6:30 pm

January

Regular Meeting Thursday, 1/6/2011
Louis Secki & Archie Stone will discuss "De-mystifying Histograms". The histogram, a graphic presentation of an image, can provide instant feedback within our digital cameras as well as being an essential tool during the editing phase in the "digital darkroom". Lou & Archie will show how to read it and use it to immediately change camera settings to get a better photograph, and to improve our editing techniques.

Competition Meeting Wednesday, 1/19/2011
Our first of two in house competition. Digital images must be submitted to

2010-11 Club Schedule—Cont...

ccc.images@gmail.com subject line "competition." All images must be in by January 7, 2011

February

Regular Meeting	Thursday, 2/3/2011 NECCC Pictorial Slide Circuit, A judged show of work from 6-8 camera clubs with comments by a NECCC judge on each image.
Board Meeting	Monday, 2/7/2011 Regularly Scheduled Board Meeting
Critique Meeting	Wednesday, 2/16/2011 Second annual critique of members work. This is done digitally. All images must be sent to ccc.images@gmail.com subject line "critique" prior to January 21, 2011. Naming criteria will follow NECCC rules. Those shooting slide or negative film should notify a board member to arrange for scanning. Members are asked not to submit images they will use in club competitions.

March

Regular Meeting	Thursday, 3/3/2011 To Be Determined
Regular Meeting	Wednesday, 3/16/2011 NECCC Nature Slide Circuit, A judged show of work from 6-8 camera clubs with comments by a NECCC judge on each image. Informal one on one critique at 6:30 pm.

April

Competition Meeting	Wednesday, 4/6/2011 CCC/SECC Joint Competition at Coastal Camera Club. This meeting will take place at the Southeast Camera Club.
Regular Meeting	Wednesday, 4/20/2011 Nick Carlino discusses "High Dynamic Range - HDR" photography. This technique helps expand the light range captured in today's digital cameras, to create dramatic images that were not possible before. Nick will explain the how and why of this powerful tool. Informal one on one critique at 6:30 pm

May

Exhibition Opening	Wednesday, 5/4/2011 Gladeview Health Care Center Opening. This reception is open to the public. The club members will be exhibiting mini-portfolios of any subject they choose. It's a chance to see what new projects each member is pursuing or what exciting places have been visited.
Regular Meeting	Wednesday, 5/18/2011 To Be Determined Informal one on one critique at 6:30 pm

June

Regular Meeting	Thursday, 6/2/2011 Annual Meeting, Potluck Dinner
Board Meeting	Monday, 6/6/2011 Regularly Scheduled Board Meeting

Coastal Camera Club



Founded 1990

Louis Secki, Editor
1675 Boston Post Road, Apt A
Guilford, CT 06437

First Class Mail

The Image is published by the Coastal Camera Club

Address correction requested