



# The IMAGE

## View from the Board

by Maryann Flick

STYLE. To elevate your photography to the realm of fine art it is said you need to develop a personal style. Right now I'd say my "style" is Good Snapshot (as opposed to Bad Snapshot)! What is photographic "style"? And how can we develop it?

In general I understand that a "style" can make your work unique to you. If you look at art frequently, all types of art, you know that for the most part you can tell who the artist is just by looking at the work. They have a style that is their signature. So how did they achieve this?

Alain Briot (photographer/educator) defines it thus: "Developing a personal style is not copying someone else's style. Developing a personal style is finding who you are and making your work be the extension of your personality. In photography I believe that personal style is your personality presented in the photographs that you take. If one merely copies someone else's style one negates his or her own personality."

So you might think that becoming passionate about a particular subject of photography will ultimately define your style. That depends. The subject is what you photograph, the style is how you photograph it. You can photograph different subjects using the same style. Briot recommends choosing a subject and using it to develop your style. "One can develop a personal style while shooting a variety of subjects, without having a particular predilection for any of them. However, if you want to set up a structured environment in which to develop your personal style, choosing a subject first will make things a lot easier."

Now he says, we need to consider the concept of genre, more simply, art movements. Briot's definition: "Genre defines how you look at your subject from the perspective of the art movement you embrace." Genre is subject independent and defined by "an approach, a methodology, a way of seeing and representing the world." Aha! We're getting closer to discovering "style"!

### Inside this Issue

#### Page 2

Flickr Update

September Meetings

Refreshments

How To Name Your Files

#### Page 4

A Day With Lewis Kemper

Ask The Board

#### Page 5

Club Photo Shoot

#### Page 6

NECCC Conference

Photo Meet-Up

#### Page 7

2013-14 Schedule

#### Page 10

Member's Project

Club Blog

CONTINUED ON PAGE 3

## OFFICERS

**President**

Maryann Flick.....860-395-0723

**Vice President**

Kerry McCarthy .....

**Secretary**

Howard Margules.....860-434-3550

**Treasurer**

Deanna Broderick.....203-458-7604

## COMMITTEES

**Activities**

Archie Stone.....203-245-2381

**Exhibits**

Mark Janke.....203-457-1890

**Historian**

Joanne Volage.....203-245-8600

**Hospitality**

Julianne Derken.....203-318-0148

**Membership**

Paula Chabot.....860-399-5414

**Newsletter**

Lou Secki .....203-533-9568

**Programs**

Mark Janke.....203-457-1890

**Publicity**

Maura Kelly .....203-671-5909

**Representative**

Nick Carlino .....203-484-4603

**Webmaster**

Rob Nardino.....203-318-0831



## SEPT. ASSIGNMENT

The September Assignment is "Something You See Every Day." This one is pretty straight forward, take some shots of something you see every day but make it creative then post them to our flickr group.

As usual, have fun and be creative, upload them to your flickr account, and post the three best to the Coastal Camera Club's flickr group.

## September Meetings

**September 16, 2013**

Board Meeting

**September 18, 2013**

Join us on the first meeting of the new season when George Fellner will present "Pictures at an Exhibition, a Mindset for Creative Photography"

## NEED MORE INFORMATION? TRY LOOKING ON ONE OF THESE SITES:

If you need something, you can probably find it on the Internet. You just need to know where to look. For Coastal Camera Club information, please try these sites:

[www.coastalcameraclub.org](http://www.coastalcameraclub.org) - the official club website

## SEPTEMBER REFRESHMENTS:

September 18, 2012.....

**Follow these rules when submitting any image to the Coastal Camera Club:**

Files must be named using the following format:

X#\$Coastal\$LastName\$FistName\$ImageTittle\$YYYY-MM.jpg

Where X=the type of file (**O**pen, **D**igital **A**rt, **B**lack&White, etc) and YYYY-MM is the year and month of the event for which you are submitting the file. For example, O2\$Coastal\$Smith\$John\$The Red Barn\$2011-01, this is an image titled *The Red Barn* by John Smith of the Coastal Camera Club to be submitted to a competition in January of 2011.

Please remember the maximum size for competitions is 1024 pixels wide by 768 pixels tall. If the files are to be used in a club critique, they can be full size.

Images must be submitted to [ccc.images@gmail.com](mailto:ccc.images@gmail.com) with the subject line indicating the event for which you are submitting.

If you have any questions, please contact Lou Secki at [lou.secki@gmail.com](mailto:lou.secki@gmail.com).

The Coastal Camera Club meets at 7:00pm on the first and third Wednesdays of the month at the new Madison Senior Center located at 29 Bradley Road in Madison, Connecticut.

## VIEW FROM THE BOARD, CONT'D

CONTINUED FROM PAGE 1

While you needn't choose a genre right off, Briot says that sooner or later your work will fit into a specific genre because as we study our own work and make choices of what we like and don't like, we begin to fall into a specific genre, often unconsciously! But he recommends knowing at the start which genre you want to embrace. "This knowledge will allow you to make informed decisions, including the decision that you do not want to be part of this genre, that you want to depart from it, or that you want to make changes to its set of tenets." Examples of photography genres: Pictorialist and f.64, one of the most famous. It included artists such as Ansel Adams and Edward Weston. While the Pictorialist movement used softening filters and printing and retouching processes that significantly altered the images, the f.64 movement was characterized by lack of image manipulation, extreme depth of field and careful rendering of delicate tonality and image details. These are only two of many genres.

He goes on to explain: "A personal style is a combination of choices. What you photograph, the genre you embrace and how you photograph your subject are part of developing a personal style. In this regard one can say that personal style is the combination of multiple choices made in regards to the equipment you use, the subject you photograph, your personal taste and countless other variables. In many ways personal style is refining choices that can be made by other people. By refining your choices you end up creating something unique because of the time you spent considering all the issues, refining your approach and polishing your style. On the surface what you do may seem simple, easy and effortless. But underlying the polished and effortless impression your work projects are countless hours of research, months of trial and error and years spent testing, trying and attempting to succeed through various means. Choices in equipment, approach, subject and light are only one aspect of personal style. Why? Because after all these variables are external to the photographer. As such they can be chosen - or imitated - by other photographers. What cannot be imitated by other photographers is the personality of the artist. Not what the artist does but who the artist is. This statement does beg the question: how does this play out? Well, it plays out in the artist's behavior, in what one likes and dislikes, in what inspires us and in how we respond and represent scenes they are seeing for the first time."

Don't expect to develop a personal style overnight. Briot feels personal style is dependent on two things: fortuitous attempts and defining images which are often the result of the fortuitous attempts. In Briot's words: "To me defining images are images that, quite simply, have allowed me to define my style. When I created the photographs that ended up defining a new direction in my work- a new personal style- I did not intend to do so. In this respect these defining images were fortuitous attempts. These images were created because at the time these were the photographs I wanted to take. They were created because at the time these were the images that embodied the strongest way of seeing I could think of. They were created because at the time these were the images I was truly excited to capture. It is only in retrospect, when looking back at what happened after I created these images, that I understood how they opened my eyes to new possibilities and to a new way of seeing. It is only later that I realized how creating these images changed the way I photographed from then on."

In his article he includes a long list of his photographic likes and dislikes, his attitudes toward types of photography, his goals in capturing an image, his preferred equipment and his feelings about his subjects; all things that define his style. Perhaps this is where to begin our own journey in discovering our personal style—a list. The list he recommends includes characteristics of your personality, as you see it; your preferred subject(s) and genre (there are more than the 2 above); your preferred equipment including equipment you'd like to own;

## A DAY WITH LEWIS KEMPER

CAP will host A Digital Day with Lewis Kemper, an all-day seminar, on Saturday, November 2, 2013. The seminar will be presented at the Whitney Center, 200 Leeder Hill Drive, Hamden, CT, from 9 a.m. to 4 p.m. (directions <http://whitneycenter.com/contact-us/directions>) The program is free and an optional lunch (\$10) will be available. This seminar is sponsored by Canon. Lewis Kemper is one of Canon's Explorers of Light.

Some of the topics to be covered include:

- Getting the most out of your digital camera
- Light and composition
- Expanding the dynamic range of your images
- Use of histogram and highlight
- Custom white balance
- HDR
- Photoshop and Lightroom

[Click for a flyer with all the details.](#) or go to [capinct.blogspot.com](http://capinct.blogspot.com) for more information.

---

## VIEW FROM THE BOARD, CONT'D

CONTINUED FROM PAGE 3

photographers whose style and images are appealing to you and research on their approach, subjects, equipment, light quality they prefer.

His further tips: Attend workshops—several—to work on challenging areas under the tutelage of accomplished professionals who can offer solutions to your difficulties. Seek out a mentor who is more skilled and who is willing to work with you. Try new things especially those which challenge you. Photograph new subjects. Do not be afraid to fail or to take bad photos. Study the work of other photographers. Look at other art for inspiration: paintings, sculptures, drawings, even music. Create assignments for yourself, especially things that you have never seen done before by others. And finally, "Take a chance and discover what you can do with a specific subject, without knowing beforehand what you are going to do with it. Too many photographers know what they will photograph and which images they want to bring back before they start a new photography trip. Where is the discovery in this approach? And without discovery, how can one develop a personal style?"

Perhaps this is more than I want to pursue, at least as a concentrated effort. Nevertheless, I will be more aware of style in the future and perhaps something will eventually result. In the meantime, perhaps I can progress to 'Very' Good Snapshots and keep looking for my style.

Quotes in this article are taken from "How to Establish a Personal Photographic Style: Part 9 of 10", by Alain Briot, published on The Luminous Landscape web site, listed under Aesthetics and Photography. <http://www.luminous-landscape.com/columns/aesthetics9.shtml> Well worth reading in it's entirety.

---

## ASK THE BOARD








*By Lou Secki*

The Coastal Camera Club's board would like to help answer any of those burning photographic questions you need answered. We would also like to make this a regular column, so send your questions to [lou.secki@gmail.com](mailto:lou.secki@gmail.com) with the subject line "Ask The Board," and we will do our best to answer your questions. Chances are if you have a question, someone else has the same one. So don't be shy - start sending in your questions.

---

## COASTAL CAMERA CLUB PHOTOSHOOT

Over the summer, member Fred Rosenthal, put together a photo trip to the Metropolitan Museum of Art in New York City. Here are some of the photos members snapped on the trip. Throughout the year we will have more events like and this and of course we will share more images with you. We will announce additional trips as they come up.



## NEW ENGLAND CAMERA CLUB COUNCIL'S ANNUAL CONFERENCE



*by Lou Secki*

Every July the New England Camera Club Council puts on a weekend photography conference on the UMASS Amherst campus in Massachusetts. This is a weekend filled with all things Photography. The schedule is filled with sessions for just about anything you may want. Some sessions are geared towards learning technical things, some are all about being creative and still others are all about inspiring you to try new things. In

addition to the formal sessions

they also have some hands on camera activities. This year they offered some child photography sessions, some creative setups with high speed flash and of course they always offer a model shoot.

Every summer a few members of our club travel up for the weekend to take advantage of this opportunity. This past July Mark, Betsy, Maryann, Dianne and myself made the trip. You might be asking why I am bringing this up in the September Edition of the newsletter when this event will be take place again for ten months. Well, two reasons really; its never too early to start thinking about going and planning, and two everyone in the club keeps asking for photographic trips and events, well this qualifies as one.

Next year the conference will be held July 11-13, 2014. More information can be found at [www.necccc.org](http://www.necccc.org). We will have more information as we get closer.

## CLUB ACTIVITY - STURBRIDGE VILLAGE

Sturbridge Village meetup Saturday October 5. Meeting place and time TBA. Here is a chance to catch fall foliage shots at a beautiful setting. Admission fee to the village is required. Bring both wide angle and long lenses. We all can have lunch at the village. Should be a great day of shooting. Call if you plan to attend. 203-671-9459.



---

COASTAL CAMERA CLUB 2013-14 SCHEDULE

---

**August**

Board Meeting                      Monday, 8/26/13  
Regularly Scheduled Board Meeting

---

**September**

Regular Meeting                      Wednesday, 9/18/13.  
Guest Speaker George Fellner presents "Pictures at an  
Exhibition: A Mindset for Creative Photography".

---

**October**

Regular Meeting                      Wednesday, 10/2/13  
Our own Len Farrell, will give a presentation on defining when  
photography passes from the point taking and "developing" a  
digital image which we'll call a straight photograph and  
passes to something which should be considered graphic art,  
but not photography. The opinion of the audience will be  
solicited and should result in a VERY lively discussion on  
this controversial topic. Come enjoy the fireworks.

Regular Meeting                      Wednesday, 10/16/13  
This is a don't miss presentation by highly acclaimed  
photographer and painter Brad Rickerby. The talk will be  
about the vision and some of the creative techniques he has  
used to create the "City Lights Project". He will be showing  
a sampling of some of his more artsy images as well as more  
that are straight forward, and also his current fascination  
with mixing the ghosted forms of people into the chaos.

---

**November**

Board Meeting                      Monday, 11/4/13  
Regularly Scheduled Board Meeting

Critique Meeting                      Wednesday, 11/6/13  
First of two critique sessions of members work. This is done  
digitally. All images must be sent to ccc.images@gmail.com  
subject line "critique" prior to October 20, 2013. Naming  
criteria will follow NECCC rules. Those shooting slide or  
negative film should notify a board member to arrange for  
scanning.

Regular Meetings                      Wednesday, 11/20/13  
Mark Janke will "tell all" about taking good photographs for  
merging into panoramas. The "dos & don'ts" can make a big  
difference in the degree of success achieved. Some laughable  
examples of what the "don'ts" can lead to are included. This  
topic will be followed-up by a weekend activity where all the  
members can try their hand at creating good panoramic shots.

---

## December

- Exhibit Opening      Sunday, 12/8/13  
Scranton Library Opening. Meeting will be held at the Scranton library, Madison, CT. In this reception, open to the public, the club will share some of its latest images and be able to discuss why the art of photography excites us so.
- Regular Meeting      Wednesday, 12/18/13  
Potluck Christmas Party / Club fall project. Come and enjoy good food and conversation. Fall project TBD.
- 

## January

- Regular Meeting      Wednesday, 1/1/14  
**New Year's Day      NO MEETING TODAY. Go watch a football game.**
- Competition Meeting      Wednesday, 1/15/14  
Our first of two competitions. Digital images must be submitted to ccc.images@gmail.com subject line "competition." All images must be in by 1/4/ 2014
- 

## February

- Board Meeting      Monday, 2/3/14  
Regularly Scheduled Board Meeting
- Regular Meeting      Wednesday, 2/5/14  
**TBD**
- Critique Meeting      Wednesday, 2/19/14  
Second annual critique of members work. This is done digitally. All images must be sent to ccc.images@gmail.com subject line "critique" prior to January 20, 2011. Naming criteria will follow NECCC rules. Those shooting slide or negative film should notify a board member to arrange for scanning.
- 

## March

- Regular Meeting      Wednesday, 3/5/14  
Award winning nature photographer, John Slonina, will give us his insights on technique and creativity in nature photography. He leads instructional tours and workshops all over the country and is sure to have the images that will have us packing our bags to come along.
- Regular Meeting      Wednesday, 3/19/14  
40 Slide Review

## April

- Competition Meeting      **Wednesday, 4/2/14**  
CCC/SECC Joint Competition at Coastal Camera Club.
- Regular Meeting      **Wednesday, 4/16/14**  
Kathryn Schauer will make presentation about photographing pets. Also she will talk about her experiences in a project to photograph shelter dogs in an effort to find them homes.
- 

## May

- Exhibition Opening      **Wednesday, 5/7/2014**  
Gladeview Health Care Center Opening. This reception is open to the public. The club members will be exhibiting images from any of six categories.
- Regular Meeting      **Wednesday, 5/21/14.**  
Members' Spring Project. This year is a scavenger hunt.
- 

## June

- Regular Meeting      **Wednesday, 6/4/14**  
Annual Meeting, Potluck Dinner. Members Show & Tell.
- Board Meeting      **Monday, 6/9/14**  
Regularly Scheduled Board Meeting
- 

## Exhibits

- Scranton Library  
    Hang      Saturday, 11/30/13  
    Opening      Sunday, 12/8/13  
    Take down      Sunday, 12/31/13
- Connecticut Hospice  
    Hang      Saturday, 2/1/14  
    Take Down      Saturday, 3/29/14
- Gladeview  
    Hang      Saturday, 5/3/14  
    Opening      Wednesday, 5/7/14  
    Take down      Saturday 6/28/14
-

## 2013-2014 MEMBERS PROJECT

The project for this year is a bit like a scavenger hunt but designed to cover a variety of photographic situations that test your skills and creativity. There are 20 topics. Please try to do all 20 but as before you may submit as many as you are able to make. We ask that photos be dated from June 5th 2013 please. The deadline will probably be late April 2014. Half the fun of this project is seeing how we all interpret the topics. Keep this list with you and go out and start shooting!

- Naturally red (no man-made color)
  - Portrait
  - Urban detail
  - Water view
  - Toward the sky
  - Group (any subjects)
  - Artistically out of focus (all or most of the image)
  - Machine
  - Game
  - Hamburger
  - Nighttime
  - Abstract from nature
  - Texture
  - Miles away
  - Leading lines
  - Paperwork
  - Around the house (in or out)
  - Reflection
  - My town
  - Walk in the park
- 

## A NEW WAY TO GET THE WORD OUT

Starting now the Coastal Camera Club is going to embrace new technology in helping us get information out to you in a more timely manner. While we will still be distributing a newsletter we are also going to put all this information on the club's website, [www.coastalcameraclub.org](http://www.coastalcameraclub.org) in the form of blog posts. Now this may sound like we are putting all the work on you and making you actually have to visit the site to get this information and you are saying to yourself, what if I check it in the morning and right after I check, they will post something special and I will miss it. Well never fear, there are a couple of ways you can get these updates automatically.

## Method 1:

You can submit your email address right on the site and have updates sent to your email's inbox. All you have to do is enter your email address in the box and hit the subscribe button. See the picture below.

## Method 2:

You can actually subscribe to the blog via the RSS feed on the site. This can be a little more complicated but if you are familiar with RSS feeds and want to use it, just go the blog page and you will find the RSS link which you can drop into your favorite RSS reader.

If you have any questions just shoot me an email at [lou.secki@gmail.com](mailto:lou.secki@gmail.com) and I'll do my best to help you through this.